


User's Manual



**VE-DS700**

Venus Series 7" DSP Subwoofer

## **YOUR DSP**

---

### **Dear Customer,**

Congratulations on purchasing our GoldenAcoustics mobile system product for your sound system.

This product has been designed and manufactured to GoldenAcoustics's exacting standards to ensure many years of audio enjoyment. For the best performance, we recommend that you have your GoldenAcoustics product installed by an authorized GoldenAcoustics dealer.

If you would like to install this product on your own, we recommend for you to go through this manual to familiarize yourself with all the installation requirements and procedures.

If you encounter any issues or if you have any questions on the operation of this product, please contact your nearest authorized GoldenAcoustics dealer for assistance, or you may also contact us through our website or social media channels.

## **WHAT'S IN THE BOX**

---

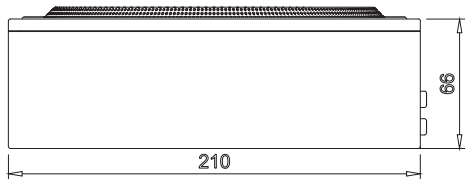
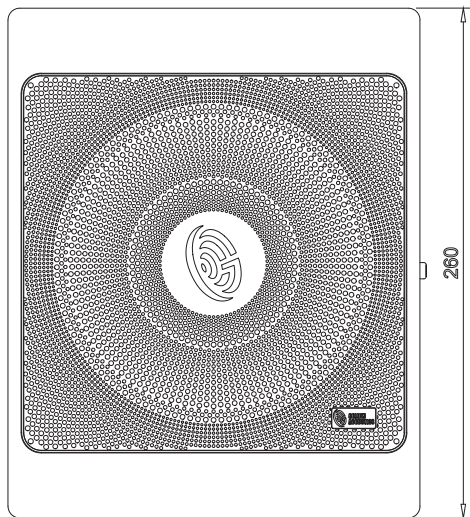
Check and identify the contents of your package:

### **VE-DS700**

1. Installation Manual x 1
2. DSP Subwoofer x 1

## DIMENSIONS SUBWOOFER

---



★ Design and specifications are subject to change without notice.

## SPECIFICATIONS VE-DS700

---

POWER DC: 10-16V

Input:Hi\*4 Aux\*2 Optical Bluetooth

Output:Hi\*6+2\*Sub

DSP Max Power: 50Wx6

SUB Max Power: 160W

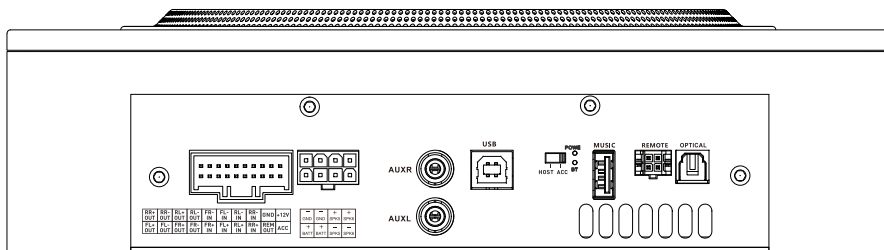
Signal-To-Noise:  $\geq 102\text{dB}$

Frequency response:20Hz~20KHz

Dimensions: 210\*260\*75mm

## CONNECTION

---



SUBSCRIBE FOR MORE INFO

---



Wechat  
Public Account



Wechat  
Channels



DouYin  
Channels

[WWW.HUISHENGAUDIO.COM](http://WWW.HUISHENGAUDIO.COM)

Copyright © 2026 GOLDEN ACOUSTICS All Rights Reserved.