



GT-65SUB

Installation Manual

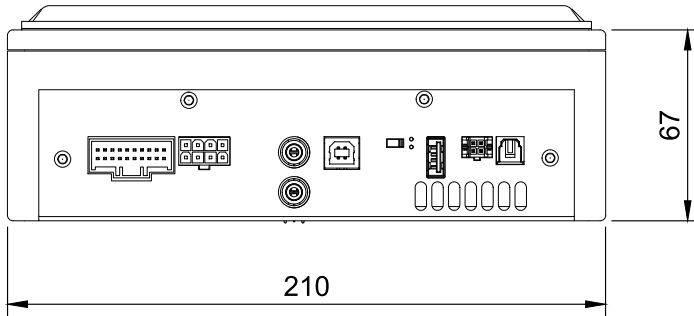



Product information

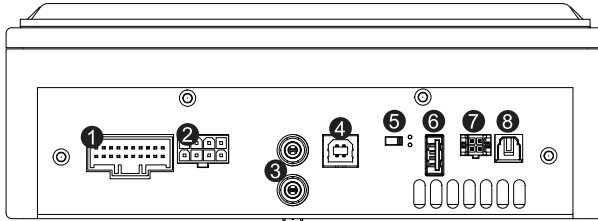
Installation dimensions

Interface data

Installation dimensions



Device Connections



1. High level input and output

OUT				INPUT					
RR+	RR-	RL+	RL-	FR-	FL-	RL-	RR-	GND	BATT
FL+	FL-	FR+	FR-	FR+	FL+	RL+	RR+	OUT	IN
								REM	REM

2. 12V, High level output

-	-	+	+
GND	GND	SPK5	SPK6
+	+	-	-
BATT	BATT	SPK5	SPK6

3. RCA input

4. PC Control

5. Startup mode

6. USB play

7. Remote

8. Optical input

Device Connections

POWER DC: 10-16V

Input:Hi*4 Aux*2 Optical Bluetooth

Output:Hi*6+2*Sub

DSP Max Power: 50W*6

SUB Max Power: 140W

Signal-To-Noise: ≥ 102 dB

Frequency response:20Hz~20KHz

Dimensions: 210*260*75mm

GERSTART is a trademark of Gerstart Audio.

© 2025 Gerstart Audio All Rights Reserved.

地址:广州市天河区中成北路8号酷车城D1栋(二楼)203室

电话: 400 183 8680 www.huishengaudio.com

